




Dar Credit & Capital Ltd.

...we make life simple



Q4 FY26 & FY26
Investor Presentation

DISCLAIMER



This document does not promote any investment, and the contents of this document are not and shall not be construed as investment advice. This Information is for general purposes only. It does not consider investor's individual needs, investment objectives and specific financial circumstances. The company is not responsible for any errors or omissions or for the results obtained from such information. None of the contents of this report make any recommendation to buy, sell or hold any security.

The company does not assume and accepts no responsibility or undertake any duty to advise any person or investor, and accepts no liability whatsoever for any direct, indirect or consequential loss arising from or in connection with any reliance on this Information or anything contained in it. Investor may note that past performance is not indicative of future performance and should read the relevant offering documents (including the prospectus, if any) completely before deciding to subscribe for or purchase any product.

MANAGEMENT COMMENTARY



Mr. Ramesh Kumar Vijay

Promoter & Chairman

“FY26 has been a year of steady progress and strong business momentum for Dar Credit & Capital Ltd. We delivered healthy growth across our lending operations, supported by expanding customer relationships, disciplined credit practices, and improved operational efficiency. Our continued focus on financial inclusion and responsible lending has helped strengthen our market presence across key regions.

During the year, we enhanced our distribution network, strengthened our risk management framework, and leveraged technology to improve customer servicing and operational scalability. We also witnessed encouraging demand across our core lending segments, which contributed positively to the Company’s overall performance.

As we move ahead, we remain committed to expanding our loan portfolio prudently, improving asset quality, driving sustainable profitability, and creating long-term value for all our stakeholders while continuing to support underserved communities through accessible financial solutions.”



COMPANY OVERVIEW

WHO WE ARE?



Established in 1994, We are a Base Layer NBFC (Non-deposit taking) regd. with the RBI

We are present in 6 states with 35 branches and a team of 260+ employees

31-year legacy of providing credit facilities

GNPA is 1.01% as on March 2026

High Capital Adequacy Ratio of 40.08% (as against regulatory requirement of 15%)

Equity and Debt Listed Company on National Stock Exchange of India Limited (NSE)

CARE BBB- (Stable) Credit Rating

Dividend paying track record of last 6 years



JOURNEY & KEY MILESTONES



Incorporated as Dar Credit & Capital Limited.
1994

Obtained a certificate of registration as an NBFC from the Reserve Bank of India (RBI) on November 17, 1998.
1998

A new certificate of registration as an NBFC was issued in lieu of the earlier one issued in 1998, as the previous one was a deposit-taking license.
2007

Listed Securities on the Bombay Exchange (BSE).
2021

ABAN Holdings Private Limited merged with Dar Credit & Capital Limited.
2018

DAR Holdings Private Limited merged with Dar Credit & Capital Limited.
2014

Executed a Partnership Agreement with Small Industries Development Bank of India (SIDBI).
2023

Signed a Business Correspondent Agreement with ESAF Small Finance Bank Ltd.
2024

Listed on NSE Emerge Platform
2025

Listed Debt securities issued on the National Stock exchange (NSE).
2025

KEY FACTS*



31

Years in the business

35

Branches

6

States
(Business Sourced From)

22553

Active Customers

₹294.47 Cr

Total Assets (AUM)

₹184.46 Cr

Total Borrowing

₹229.54 Cr

Own Portfolio

₹8.55 Cr

Managed Portfolio

₹103.96 Cr

Net worth

40.08%

Capital Adequacy

1.01%

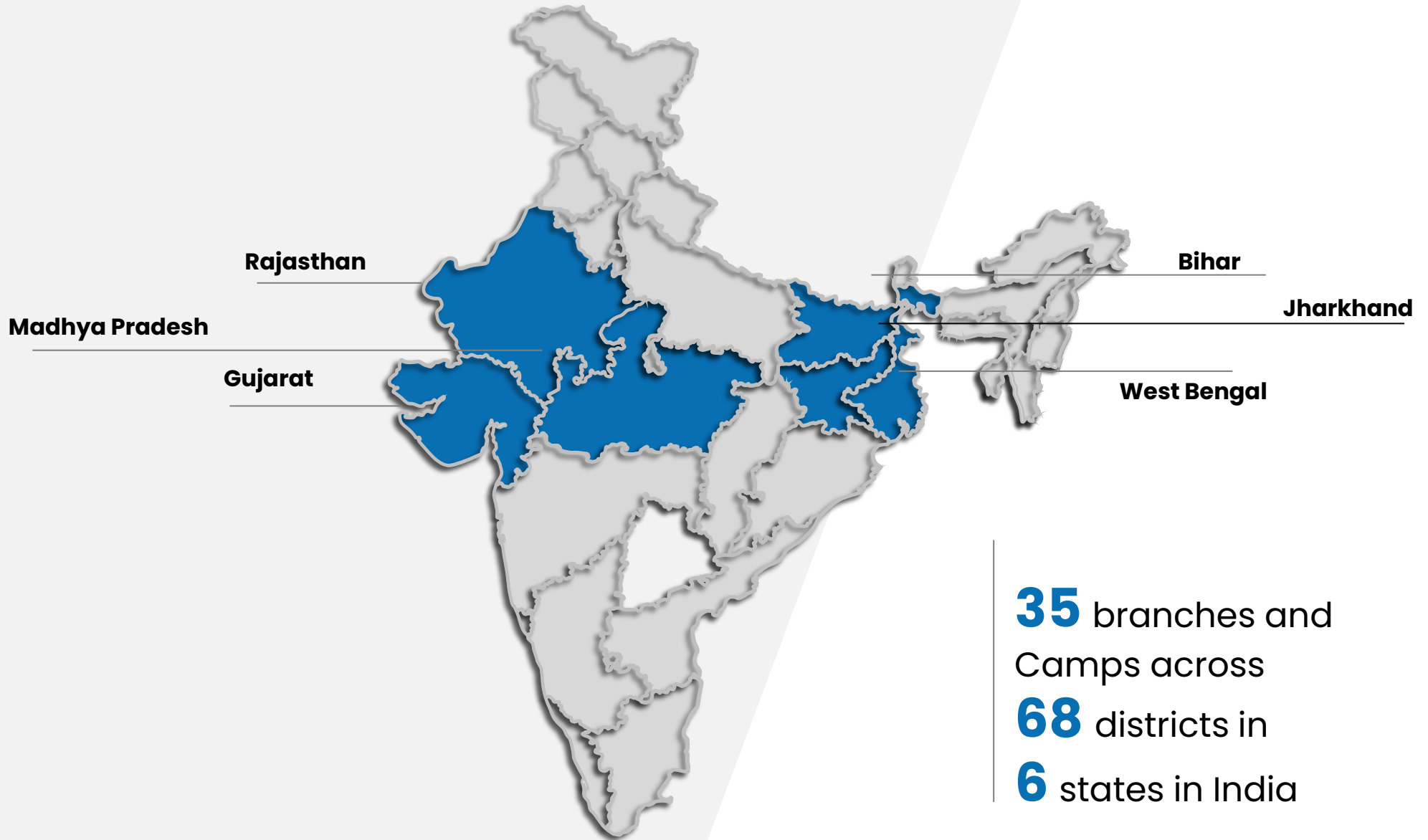
GNPA

260+

Employees

**Data as of March 2026*

GEOGRAPHICAL FOOTPRINT





MANAGEMENT OVERVIEW

PROMOTER & CHAIRMAN



Mr. Ramesh Kumar Vijay

Promoter & Chairman

He holds Bachelor's Degree in Commerce from Government College, Tonk, University of Rajasthan.

He is a qualified Chartered Accountant and a Fellow Member of Institute of Chartered Accountants of India and also a qualified Company Secretary from Institute of Company Secretaries of India.

He is one of the founders of our Company and has 39 years of experience in personal Loan Portfolio, Unsecured MSME Loan, Secured MSME Loan.

He Oversees in the Operation of MSME Loan, Fund Mobilization, expansion, corporate planning, budgeting and performance review.



Achievements

Appreciation Award by Lions Club of Calcutta
Brabourne Road

SME Leader Award 2018 Conferred by Institute of
Chartered Accountants of India

Certificate of Appreciation for Exemplary Contribution
in the Field of Micro-Credit & Social Impact in his
business

Leader Awards for Business Transformer – Financial &
Consulting Sector



EXPERIENCED DIRECTORS



Mr. Rajkumar Vijay
Whole Time Director

- He holds Bachelor's Degree in Commerce from Rajasthan University.
- He also holds a Master's Degree in Business Administration from Vinayaka Missions University, Salem, Tamilnadu.
- He is also one of the Founders of our company and has more than 30 years of experience in Personal Loan Portfolio, NBFC Sector.
- He oversees in the operation of Personal Loan Portfolio.



Mr. Umesh Khemka
Non-Executive Director

- He holds Bachelor's Degree in Commerce from University of Calcutta.
- He is a qualified Chartered Accountant and a Fellow Member of ICAI and also a qualified Company Secretary from ICSI.
- He has 14+ years of experience in Taxation, trading & investment industry.
- He has worked with M/s O.P. Tulsyan & Co. as a Partner.
- He has been associated with our Company since March 2018.



Mr. Saswata Chaudhuri
Independent Director

- He holds Bachelor's Degree in Chemistry Honours from Presidency College, also he's a lifetime member of Presidency alumni Association.
- He dedicated over 35 years to SBI Bank, holding various positions, including Chief General Manager.
- He has been associated with our company since August 2019.



Ms. Neha Baid
Independent Director

- She holds Bachelor's Degree in Commerce from University of Calcutta.
- She is a qualified Company Secretary and a Fellow Member of the Institute of Company Secretaries of India.
- Currently she is practicing as Company Secretary for the past 15 years and her areas of expertise include corporate law, FEMA & FDI regulations, takeovers & mergers, Secretarial & Corporate Governance Audit, Advisory on NBFC matters, transaction consultancy, legal & secretarial compliance, payroll tax, income-tax, and accounting services to the Indian arm of various US/UK based entities.



EXPERIENCED SENIOR MANAGEMENT

MANAGEMENT OVERVIEW



Mr. Jayanta Banik
CEO

He is a CA having more than 30 Years of experience, worked in diverse NBFC, manufacturing & construction as well as service sector MNCs & Other Indian Companies. His expertise covers over Internal Audit Department, Financial Planning & Strategy etc.



Mr. Saket Saraf
CFO

He is qualified CS – B.Com. He has over 2 years of experience in Accounts & finance. He has been associated with our Company since September 2023. He is responsible for Accounts & Finance Management.



Ms. Priya Kumari
Company Secretary

She is a Qualified CS, B.Com and M.com. Having an experience of 2.6 years in the field of Legal, financial & Secretarial department. She is an Independent Director in Senrysa Technologies Limited. She has been associated with our Company since September, 2023. She oversees the Secretarial, legal & compliance related function in our company.



Mr. Prodig Mukherjee
Business Head –
Un-Secured Loan

He is a B.E. Engineer and having more than 13 years of experience in the field of IT Industry. He is the head of our small business loan and based at our Kolkata Office.



Mr. Arindam Halder
Business Head –
Secured Loan

He is a business head of secured loan of our Company. He is a MBA and having more than 12 years of experience in the field of management. He is the head of our secured lending. He sits in our Kolkata Office.



Mr. Govind Banjara
Business Head –
Personal Loan

He is with the company with more than 18 years and sits in Jaipur office and the over all coordinator for the municipal loan products.



Mr. Bijon Bhattacharjee
Assistant General
manager (Operation)

He is a Commerce Graduate having more than 16 years experience as manager in different departments and based at our Kolkata office and is the overall branch coordinator for Small business loan products.



Mr. Kamal Vijay
Manager –
Accounts

He is a B.Com & M.B.A. He is with the company for more than 16 years and based at our Jaipur and looks after accounts and finance department of the company.



BUSINESS OVERVIEW

WHAT WE DO

We have expertise in India's financing and investment sector, and have developed a strong understanding of the financial needs of underbanked and underserved customers.

Our Financial Offerings:



We specialize in providing credit solutions to low-income individuals, particularly those in class-fourth employment roles such as cleaners, sweepers, and municipal peons. We also support small-scale shopkeepers and vendors, with a dedicated focus on empowering women entrepreneurs.

In addition to our headquarters in Kolkata and regional office in Jaipur, DCCL operates through its branch offices across West Bengal, Rajasthan, Bihar and Jharkhand also Camp Offices are set up in the States of Madhya Pradesh and Gujarat.



LOAN PRODUCTS



Type of Products

Personal Loan
Unsecured MSME Loan
Secured MSME Loan

Customer Profile

Class Four – Municipal Employees – cleaners, sweepers and peons.

Small Shopkeepers, Vendors and small businesspersons mainly women.

Ticket Size

Personal Loan: Ticket Size of ₹50,000 – ₹5,00,000

Unsecured MSME Loan: Ticket Size of ₹10,000 – ₹2,00,000

Secured MSME Loan: Ticket Size of ₹50,000 – ₹5,00,000

Tenure

Personal Loan: 36 – 60 months
Unsecured MSME Loan: 12-24 months
Secured MSME Loan: Up to 36 months

Loan IRR

Personal Loan: 20 – 24% p.a.
Unsecured MSME Loan: 25.5 – 27% p.a.
Secured MSME Loan: 24 – 27% p.a.

TECHNOLOGY & DIGITAL PLATFORMS



We have implemented technology across our operations to enhance efficiency, improve processes, and increase productivity. This enables us to provide timely financial solutions, ensuring superior customer service.

Key Components of IT Systems:

LOS & LMS Integration:


We operate LOS, LMS, and accounting for Micro and MSME loans using an in-house designed software, '**Vijay**', developed by **Qbent Technologies Pvt. Ltd.**

- Qbent Technologies is a Kolkata-based IT company with senior developers from Wipro, TCS, and Accenture.
- The software connects all branches with the Head Office in Kolkata, ensuring seamless operations.

Cloud-Based Personal Loan operating & Management System:

- Our personal loan segment operates on **RISEMONEY**, a cloud-based software developed by **RISINGSUNTECH**.
- It enables centralized control, integrating the Head Office and all Branch Offices.
- Provides **real-time** access to loan management and transactions, ensuring transparency and efficiency.

MAJOR DEBT PARTNERS



7 banks, SIDBI and 29 NBFCs as lenders have (as of March, 2026).

Strong long-term relationships with financial partners.



Established formal agreements with multiple banks and NBFCs for financing.



LENDING METRICS



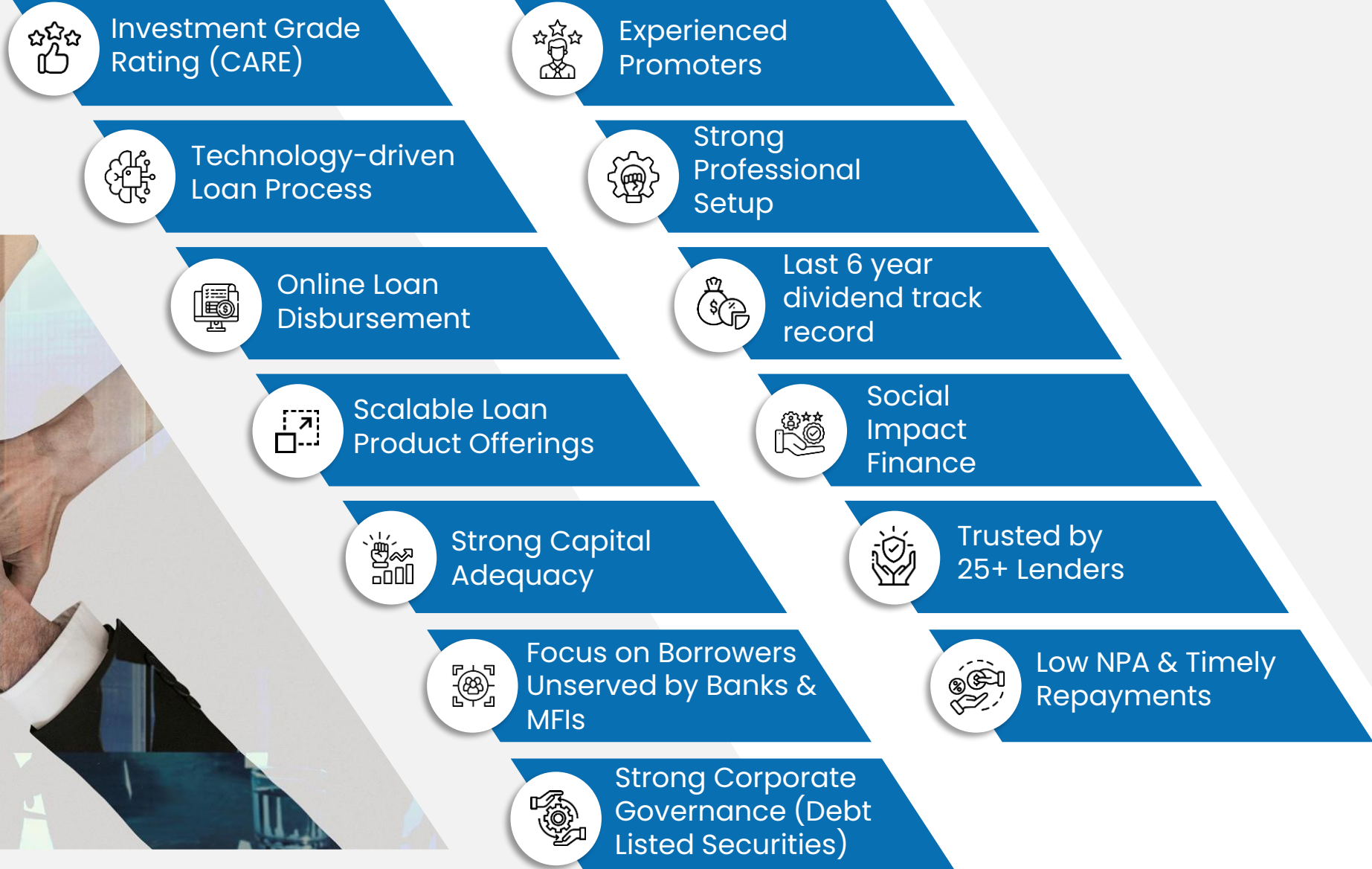
Metric	FY26	FY25	FY24
Yield on Avg. Term Loans (Gross) (%)	21.21%	21.53%	19.46%
Average Cost of Borrowings (%)	13.07%	11.49%	11.22%

LOAN PORTFOLIO

(₹ in Lakhs)

Particulars	FY 26	FY25	FY24
Loan to Municipal Employee	8370.84	7,658.06	7,065.00
Unsecured MSME Loans	7636.29	6,382.31	9,093.64
Secured MSME Loans	6947.18	2,969.20	986.00
Managed Portfolio	855.04	1,704.48	1,009.55
Total	23809.35	18,714.04	18,154.19

KEY HIGHLIGHTS



COMPETITIVE EDGE



Quick & Efficient Loan Processing

- Faster loan approvals & disbursements than banks
- Digital platforms reduce paperwork & turnaround time
- Flexible lending tailored to small businesses & individuals

Strong Understanding of Local Markets

- Deep knowledge of regional economies & customer needs
- Expansion into underserved rural & semi-urban areas
- Strengthening financial inclusion & economic growth

Innovative Use of Technology

- Fully digitized Loan Origination System
- AI & data analytics for credit scoring & fraud detection
- Efficient risk management for minimized defaults

Experienced & Qualified Management

- Leadership with strong finance & strategic planning expertise
- Proven ability to navigate financial industry complexities
- Culture of innovation, accountability, and growth

Attractive Interest Rates & Fast Processing

- Competitive interest rates for cost-effective financing
- Streamlined approvals & quick fund disbursement
- Enhancing customer satisfaction & financial accessibility

Strong Underwriting & Risk Management

- Data-driven underwriting for sound lending decisions
- Proactive risk assessment & portfolio monitoring
- Ensuring financial stability & minimizing defaults

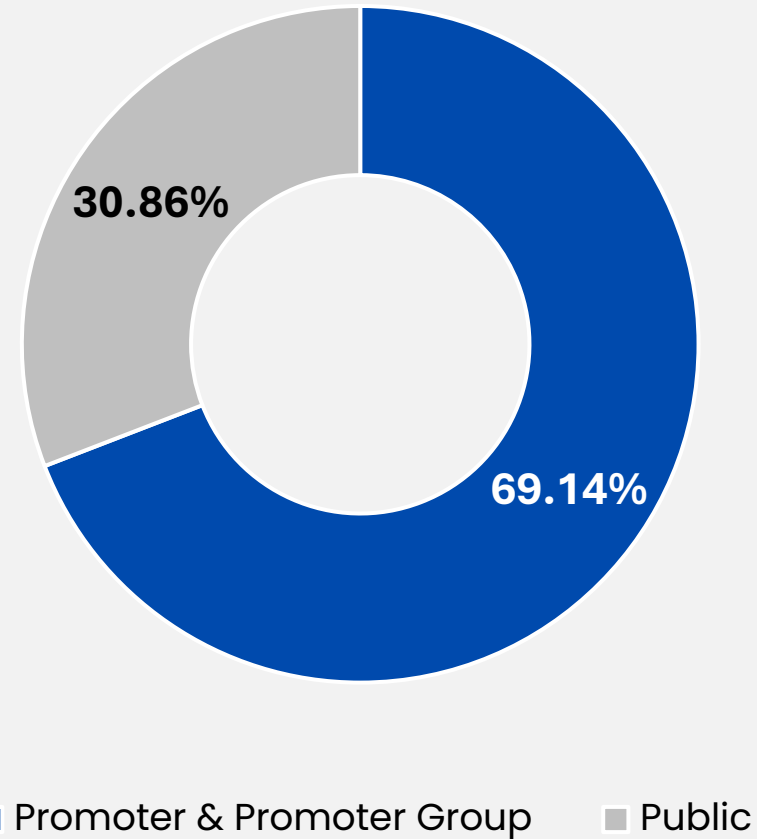
IPO and LISTING ON NSE EMERGE



The Company came out with IPO of 42.76 Lakh equity shares at a price of Rs. 60/- per share aggregating Rs. 25.66 Cr. and got its Equity Shares listed on NSE Emerge on 28th May 2025.

NSE Code: DCCL

Shareholding Pattern



BUSINESS STRATEGIES



Digital Transformation

- AI & ML-driven credit assessment for faster approvals
- Digital loan origination & automated KYC for seamless processing
- Expanding financial access to underserved segments



Expanding Our Geographical Footprint

- Strengthening presence in rural & semi-urban markets
- Hybrid model: Branch expansion + digital platforms for accessibility
- Local partnerships & agent networks for last-mile delivery



Strengthening Risk & Underwriting Models

- Data-driven decision-making for accurate credit assessment
- AI-powered risk management & fraud detection
- Adaptive underwriting policies for changing market conditions





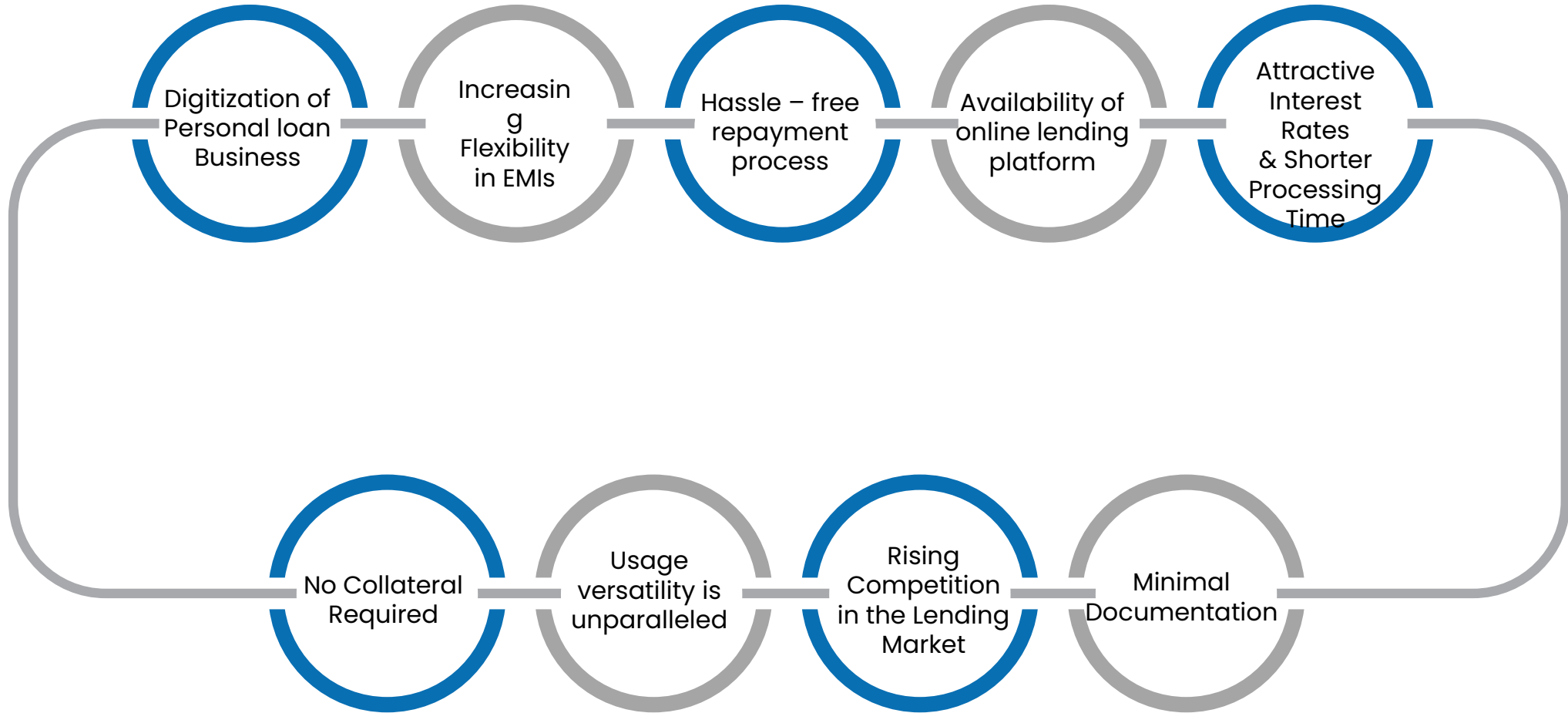
INDUSTRY OVERVIEW



GROWTH DRIVERS OF PERSONAL LOAN MARKET

Personal loan market is forecast to grow at a formidable rate of **17.67%** during **FY2025 - 2030**.

Major Drivers:



GROWTH DRIVERS OF MSME LOAN MARKET



Major Drivers

Interest Rates

The Reserve Bank of India (RBI) has retained an accommodative stance with the **repo rate at 5.25%** as of February 2026. This is expected to continue to result in lower lending rates of banks, which in turn is expected to increase the demand for MSME loans in India.

Economic Growth

A higher economic growth rate can lead to increased business activity and higher demand for credit. India's economy has been expanding at a **rate of 6.5%** since 2023–24, which is expected to boost the demand for MSME loans in India.

Technological Advancements

The use of technology has revolutionized the lending industry, making it easier for borrowers to apply for loans and for lenders to process applications. The emergence of fintech companies has made it easier for MSMEs to access credit. These companies use alternative data sources and innovative credit assessment models to provide loans to MSMEs that would otherwise be considered too risky by traditional lenders. The increased use of technology is expected to further increase the demand for MSME loans in 2026.



FINANCIAL OVERVIEW

STANDALONE Q4 FY26 FINANCIAL RESULT



(₹ in Lakhs)

Particulars	Q4 FY26	Q3 FY26	QoQ	Q4 FY25	YOY
Revenues	1,448.83	1,255.63	15.39%	1021.85	41.78%
Other Income	-5.88	5.27		11.64	
Total Income	1,422.95	1,260.90	14.44%	1033.49	39.62%
Provisions and Contingencies	5.90	10.83		3.52	
Employee cost	219.70	212.26		152.24	
Other expenses	198.87	148.90		128.52	
Total Expenditure	424.47	371.99		284.28	
EBITDA	1,018.48	888.91	14.58%	749.21	35.94%
Finance Cost	576.60	533.19		490.16	
Depreciation	20.37	20.46		17.15	
PBT	421.51	335.26	25.73%	242.39	73.90%
Tax	114.91	83.18		51.63	
PAT	306.59	252.07	21.63%	190.76	60.73%

FINANCIAL OVERVIEW

PROFIT & LOSS STATEMENT



(₹ in Lakhs)

Particulars	FY26	FY25	FY24
Revenues	4989.33	4,030.43	3,222.47
Other Income	15.79	108.87	63.63
Total Income	5,005.12	4,139.30	3,286.10
Provision and Contingencies	25.70	15.00	19.08
Employee cost	861.33	626.47	475.36
Other expenses	648.95	571.73	626.6
Total Expenditure	1,535.98	1,213.20	1,121.04
EBITDA	3469.14	2,926.09	2,165.06
Finance Cost	2,097.91	1,953.67	1,616.53
Depreciation	78.90	67.4	60.28
PBT	1,292.33	905.02	488.25
Tax	279.36	200.6	119.27
PAT	1,012.97	704.42	368.98

FINANCIAL OVERVIEW

BALANCE SHEET



(In ₹ Lakhs)

Particulars	FY26	FY25	FY24
Share Capital	1,427.60	1,000.00	1,000.00
Reserves & Surplus	8,957.50	6,351.51	5,697.09
Shareholder's Fund	10,385.10	7,351.51	6,697.09
Non-current Liabilities			
Long-term Borrowings	8,796.96	4,647.27	6,331.74
Deferred Tax Liabilities (net)	0.00	0.00	0.00
Other Long-term Liabilities	0.00	0.00	0.00
Long-term Provisions	21.73	18.25	12.98
Total Non-current Liabilities	8,818.69	4,665.52	6,344.72
Current Liabilities			
Short-term Borrowings	9,649.51	9,802.37	10,347.73
Trade Payables	8.29	22.75	30.78
Short Term Provisions	459.74	354.70	253.81
Other Current Liabilities	125.57	62.67	45.14
Total Current Liabilities	10,243.11	10,242.49	10,677.40
Total Equity & Liabilities	29,446.90	22,259.52	23,719.27

Particulars	FY26	FY25	FY24
Non-current Assets			
Plant, Property, and Equipment	732.63	743.84	821.65
Non-Current Investments	0.00	0.00	0.84
Deferred Tax Assets	57.25	56.18	55.65
Long Term Loans & Advances	8,370.84	7,657.70	7,065.44
Other Non Current Assets	1,591.61	887.48	516.51
Total Non-current Assets	10,752.33	9,345.21	8,460.09
Current Assets			
Current Investments	10.93	24.49	691.32
Cash and Cash Equivalents	3,202.09	2,914.11	4,060.62
Short term Loan & Advance	14,777.75	9,426.97	10,146.32
Other Current Assets	703.80	548.73	360.94
Total Current Assets	18,694.57	12,914.31	15,259.20
Total Assets	29,446.90	22,259.52	23,719.27

STOCK DATA



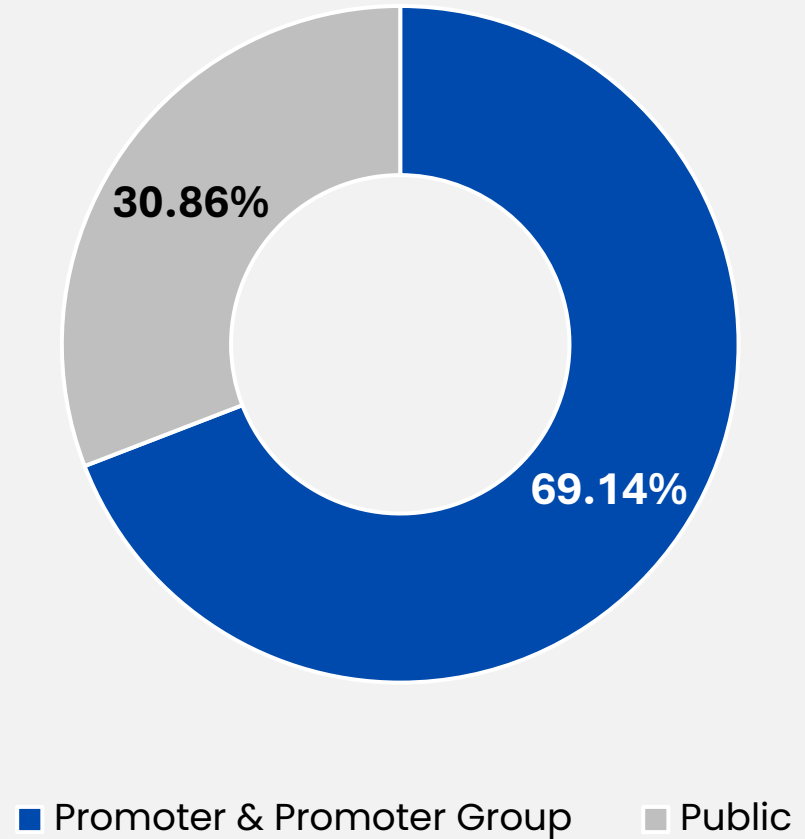
As on 15/05/26

NSE CODE: DCCL | ISIN: INE04Q901010

Share Price (₹)	38.10
Market Capitalization (₹ Cr)	57.10
No. of Shares	1,11,43,527
Face Value (₹)	10.00
52 week High-Low (₹)	66.00 – 33.00

As on 31/03/2026

Shareholding Pattern



THANK YOU!



Dar Credit & Capital Limited

206, A.J.C. Bose Road, Business Tower,
Unit – 6B, 6th Floor, Kolkata,
West Bengal – 700017.

Phone: +91-86192 – 96633

Email: info@darcredit.com

Website: www.darcredit.com

Investor Relations Advisors



EquiBridgeX Advisors Pvt Ltd

Ms. Pooja Gandhi

Email: info@equibridgex.com

Website: www.equibridgex.com

